

Product Specification

COB LV Strip POP COB 12V 480LEDs/M Single color

WW-FLS102T88XW480X-12(WCP)-UR-LD(WW)
&
WW-FLS102T88XW480X-12(WCP)-UR-EP-LD(WW)

Apply to ErP Regulation (EU) 2019/2020


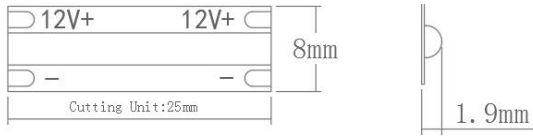





HK Office :
Unit 1901, 19th Floor, NanYang Plaza, No. 57 Hung To Road
Kwun Tong, Kowloon, Hong Kong




China Factory :
Zhiyang Science and Technology Park, 10 Zhiyang Road, Zhangge,
Fucheng Street, Longhua District, Shenzhen, Guangdong, China

Tel : (852) 3152 3059 (10 lines)
Fax : (852) 3152 3039

Tel : (86) 755 8601 9190
Fax : (86) 755 8601 9197

<p>Product Features</p> <ul style="list-style-type: none"> ● High quality FPC, authentic 3M tape; ● 2700K/3000/4000/6000K four color temperature segments are available for selection; ● Warranty: 3 Years; ● Min. Bending Diameter : Φ60mm; ● Meet (EU) 2019/2020 ErP regulations ● Single ended power supply up to 3m in length. 	 
<p>Technology info</p> <ul style="list-style-type: none"> ● Lighting Technology: LED ● DLS or NDLS: NDLS ● MLS or NMLS: NMLS 	<p>Certification Standards</p> <ul style="list-style-type: none"> ● EN55015:2019 ● EN61547:2023 ● EN60598-1:2021 ● EN60598-2-21 ● EN62493:2015 ● EN62471:2008

Non-ErP Waterproof Type	 B 20	 F 65	 R 67
	Naked Strip	Silicone Tube	Silicone Extrusion
	3 Years Warranty	3 Years Warranty	3 Years Warranty

ErP Waterproof Type	 B 20	 F 65	 R 67
	Naked Strip	Silicone Tube	Silicone Extrusion
	3 Years Warranty	3 Years Warranty	3 Years Warranty

WW-FLS102T88XW480X-12(WCP)-UR-LD(WW)

Parameters for non-ErP

IP Grade	Model NO.*	CRI (Ra)	Rf	Rg	Typical Power (W/M)	Max. Power (W/M)	Color	LED Color Temp.(K)** Wavelength(nm)	Typ. Luminous Flux LM/M(39.37in)	Rated voltage
B 20	WW-FLS102T88WW480B-12(WCP)-UR-LD(WW)	90	90	100	7.2	7.92	Warm White	2700K	640	DC 12V
	WW-FLS102T88WW480B-12(WCP)-UR-LD(WW)						Warm White	3000K	690	
	WW-FLS102T88NW480B-12(WCP)-UR-LD(WW)						Natural White	4000K	740	
	WW-FLS102T88SW480B-12(WCP)-UR-LD(WW)						Standard White	6000K	760	
F 65	WW-FLS102T88WW480F-12(WCP)-UR-LD(WW)	90	90	100	7.2	7.92	Warm White	2700K	610	DC 12V
	WW-FLS102T88WW480F-12(WCP)-UR-LD(WW)						Warm White	3000K	660	
	WW-FLS102T88NW480F-12(WCP)-UR-LD(WW)						Natural White	4000K	710	
	WW-FLS102T88SW480F-12(WCP)-UR-LD(WW)						Standard White	6000K	730	
R 67	WW-FLS102T88WW480R-12(WCP)-UR-LD(WW)	90	90	100	7.2	7.92	Warm White	2700K	610	DC 12V
	WW-FLS102T88WW480R-12(WCP)-UR-LD(WW)						Warm White	3000K	660	
	WW-FLS102T88NW480R-12(WCP)-UR-LD(WW)						Natural White	4000K	700	
	WW-FLS102T88SW480R-12(WCP)-UR-LD(WW)						Standard White	6000K	720	

Remarks:

- The typ.Luminous flux tolerance range is $\pm 10\%$ (subject to the manufacturer's instrument test).
- **The above color temperature is the color temperature of LED source.

Test condition of above technical data:

- Surrounding temperature: 26 °C .
- Test while turned on.

WW-FLS102T88XW480X-12(WCP)-UR-EP-LD(WW)

Parameters for ErP

IP Grade	Model NO.	CRI (Ra)	Rf	Rg	Typical Power (W/M)	Max. Power (W/M)	Color	LED Color Temp.(K) Wavelength(nm)	Typ. Luminous Flux LM/M(39.37in)	Lumen/watt	Energy Efficiency class	Rated voltage
B 20	WW-FLS102T88WW480B-12(WCP)-UR-EP-LD(WW)	90	90	100	7.7	8.47	Warm White	2700K	660	86	F	DC 12V
	Warm White						3000K	710	92	F		
	Natural White						4000K	770	100	F		
	Standard White						6000K	790	103	F		
F 65	WW-FLS102T88WW480F-12(WCP)-UR-EP-LD(WW)	90	90	100	7.7	8.47	Warm White	2700K	630	82	G	DC 12V
	Warm White						3000K	680	88	F		
	Natural White						4000K	740	96	F		
	Standard White						6000K	760	99	F		
R 67	WW-FLS102T88WW480R-12(WCP)-UR-EP-LD(WW)	90	90	100	7.7	8.47	Warm White	2700K	630	82	G	DC 12V
	Warm White						3000K	680	88	F		
	Natural White						4000K	730	95	F		
	Standard White						6000K	750	97	F		

Remarks:

- *The above color temperature is the color temperature of LED source.

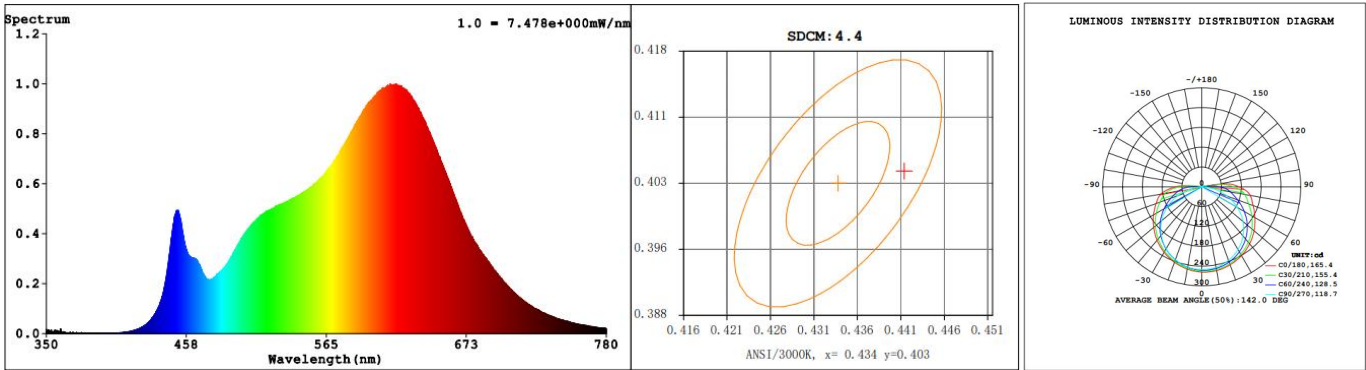
Test condition of above technical data:

- Surrounding temperature: 26 °C .
- Test after 10 mins turned on.
- The color temperature of finished product is for reference only.

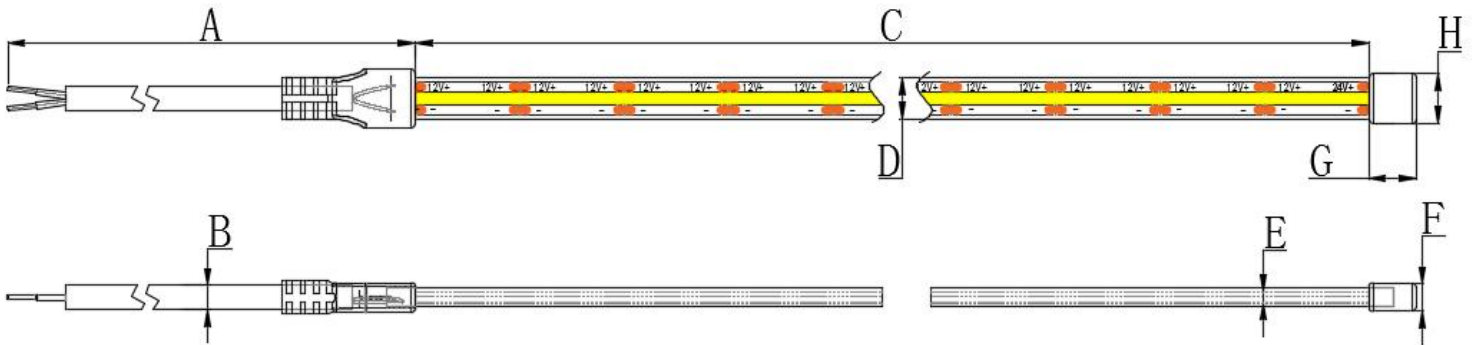
Note:

- According to the new ErP 2019/2020 regulation for each 0.5m or nearest 0.5m strip, the following requirements must be met:
- Measured power≤Pon+5%;
- Measured lumen ≥ Useful luminous flux -10%;
- Measured CRI ≥ Declared CRI-2
- The above technical data, including typical power are based on the test of 0.5m.

Optical Test Diagram



Dimension Drawing

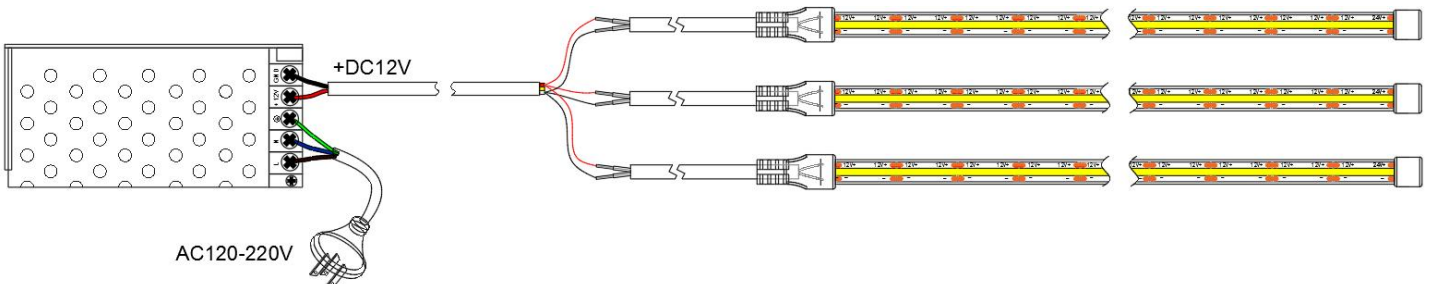


IP Grade	A. cable length	B. cable diameter	C. Strip length	D. Strip width	E. Strip thickness	F. End cap thickness	G. End cap length	H. End cap width
B20	150±10mm	φ1.8±0.2mm	5000±50mm	8±0.5mm	1.9mm±0.5mm	/	/	/
	5.91±0.39in	φ0.07±0.008in	196.85±1.97in	0.31±0.02in	0.07±0.02in	/	/	/
F65	300±10mm	φ4±0.2mm	5020±50mm	10±0.5mm	4±0.5mm	6.0±0.5mm	11±0.5mm	12±0.5mm
	11.81±0.39in	φ0.157±0.008in	197.63±1.97in	0.394±0.02in	0.16±0.02in	0.24±0.02in	0.43±0.02in	0.47±0.02in
R67	315±10mm	φ6±0.2mm	5020±50mm	10±0.5mm	4.5±0.5mm	6.5±0.5mm	12±0.5mm	12±0.5mm
	12.4±0.39in	φ0.236±0.008in	197.63±1.97in	0.394±0.02in	0.18±0.02in	0.256±0.02in	0.47±0.02in	0.47±0.02in





Remarks :

- If you need further information, please contact our sales account manager..

Circuit Diagram



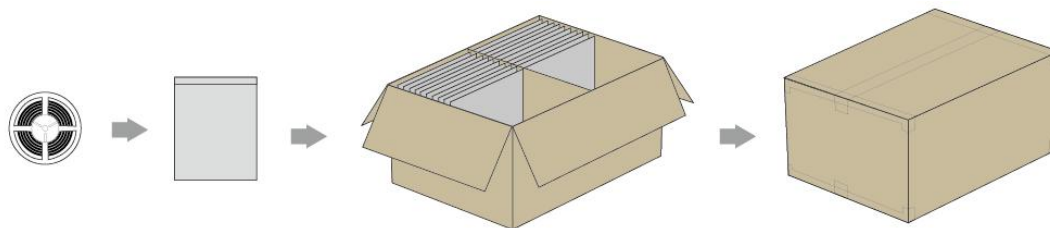
Standard Accessories

IP Grade	Category	Description	Picture	Part No.	Application
E 20	/	/	/	/	/
	/	/	/	/	/
F 65	Connection Accessories	Front cap+End cap+Cable		WW-FLS102F-CW (8mm)	8mm Type F Waterproof strip
	Installation Accessories	Installation Buckle+Screws		WW-FLS102JJA-MC	
R 67	Connection Accessories	Front cap+End cap+Cable		WW-FLS102F-CW (8mm)	8mm Type R Waterproof strip
	Installation Accessories	Installation Buckle+Screws		WW-FLS102JJA-MC	

Optional Accessories

IP Grade	Category	Description	Picture	Part No.	Density
B 20	Quick Connector	2PIN Quick Connector		WW-F2B-POP2T-08(COB)	COB
	Strip to wire Connector	2PIN Strip to wire Connector		WW-F2B-OWP2T-08(COB)	COB
	Strip to strip Connector	2PIN Strip to strip Connector		WW-F2B-PWP2T-08(COB)	COB
	Quick Connector	2PIN Quick Connector		WW-F2B-POP20-08	COB
	Strip to wire Connector	2PIN Strip to wire Connector		WW-F2B-POW20-08	COB
	Quick Connector	2PIN Quick Connector		WW-FLS102B-3DD2(8MM)	COB
	Strip to wire Connector	2PIN Strip to wire Connector		WW-FLS102B-3FS2(8MM)	COB
	L-shape Strip to strip Connector	2PIN L-shape Strip to strip Connector		WW-FLS102B-3DD2G-L(8MM)	COB
	T-shape Strip to wire Connector	2PIN T-shape Strip to wire Connector		WW-FLS102B-3DD2G-T(8MM)	COB
	T-shape Strip to strip Connector	2PIN T-shape Strip to strip Connector		WW-FLS102B-3FS2G-T(8MM)	COB
	+ -shape Strip to strip Connector	2PIN + -shape Strip to strip Connector		WW-FLS102B-3DD2G-X(8MM)	COB
	Quick connector	2PIN Multifunction Connector		WW-FLS102B-MUCN-08	COB
F 65	/	/	/	/	/
	/	/	/	/	/
	/	/	/	/	/
R 67	Quick Connector	2PIN Quick Connector		WW-F2R-POP2T-08(COB)	COB
	Strip to wire Connector	2PIN Strip to wire Connector		WW-F2R-OWP2T-08(COB)	COB
	Strip to strip Connector	2PIN Strip to strip Connector		WW-F2R-PWP2T-08(COB)	COB

Packaging Diagram













Packaging Information

















	Bag size	Inner carton		Outer carton		N.W	G.W	Outer carton volume
		Size	Reel/ctn	Size	Reel/ctn			
E 20	220*250*0.14mm	/	/	440*400*260mm	52	2.93KG ±10%	6.25KG ±10%	0.04576 m ³
	8.66*9.84*0.0055in	/	/	17.32*15.75 *10.24in	52	6.46Lbs ±10%	13.78Lbs ±10%	1.616 ft ³
F 65	250*270*0.14mm	/	/	440*400 *260mm	40	7.32KG ±10%	10.97KG ±10%	0.04576 m ³
	9.84*10.63*0.0056 in	/	/	17.32*15.75 *10.24 in	40	16.14Lbs ±10%	24.18Lbs ±10%	1.616 ft ³
R 67	270*300*0.14mm	/	/	520*370 *300mm	36	9.92KG ±10%	16.04KG ±10%	0.05772m ³
	10.63*11.81*0.0056 in	/	/	20.47*14.57 *11.81 in	36	21.87KG ±10%	35.36KG ±10%	2.038ft ³


Remarks :


- Please contact our sales account manager for customized package (color box, blister etc.)


 **Cautions**

IP20	IP54	IP65	IP67	IP68
				
Do not press the surface of LED	Pay attention to high temperature environment	Do not use in strong water waves environment	Resist strong water waves impact	Can apply to underwater do not deeper than 1m
				
Pay attention to damp-proof and dustproof	Do not apply to rainy environment	Can be applied to rainy environment	Do not apply to underwater environment for a long time	No direct sunlight

							
Do not tie a knot	Do not winding	Do not twist	Do not cut when it is working	Recommended the continuous working time do not exceed 12 hours daily	-20°C~+45°C (-4°F~+113°F)	0°C~+60°C (32°F~+140°F)	Operated by professionals
							
Pay attention to the application environment	IP Level will change after cutting	Do not pull and crash	Connected to power supply every 5 meters	Power supply must be connected to ground(GND)	The minimum bending diameter > 60mm	Power supply retain > 20%	Note the positive and negative poles

 For cutting LED strip operation, it is necessary to use the standard accessories provided by Dilux (e.g. DC wire, end-cap, front-cap, adhesive, etc.), and according to the correct cutting and connecting method for the installation.

 For avoiding LED get vulcanized, LED strip should be installed in the environment where does not has oil and corrosive substances. Such as these substances which contain Sulphur, Bromine, Iodine and Chlorine. Some other chemical elements which will cause Aromatic hydrocarbons releasing(such as: methylbenzene, xylene, methyl acetoacetate Ethyl acetate etc.).The environment in which includes strong acid and strong base.

 During the warranty period, only defective products are acceptable to be replaced by the factory. Factory is not responsible for other expenses because of replacement, such as transportation fee, installation fee, etc..

**** If you do not follow the above "Cautions" to operate and result in damaging the product, the factory will not accept maintenance and return.**
****The right of final interpretation is owned by Dilux.**