

Product Specification

COB LV Strip PRO MCOB 24V 480 LEDs/M Single color

WW-FLS102T88XW480X-24(WCP)(05)-UR-GEL
&
WW-FLS102T88XW480X-24(WCP)(05)-UR -EP-GEL

Apply to ERP Regulation (EU) 2019/2020



HK Office :

Unit 1901, 19th Floor, NanYang Plaza, No. 57 Hung To Road
Kwun Tong, Kwloon, Hong Kong

China Factory :

Zhiyang Science and Technology Park, 10 Zhiyang Road, Zhangge,
Fucheng Street, Longhua District, Shenhen, Guangdong, China

Tel : (852) 3152 3059 (10 lines)


Fax : (852) 3152 3039





Tel : (86) 755 8601 9190



Fax : (86) 755 8601 9197

<p>Product Features</p> <ul style="list-style-type: none"> ● High quality FPC, authentic 3M tape; ● 2700/3000/4000/6000K four color temperature are available for selection; ● Dotless at Low light output ● Warranty: 5 Years; ● Min. Bending Diameter: Φ60mm; ● Meet (EU) 2019/2020 ErP regulations ● Max. length(M):5M 	
<p>Technology info</p> <ul style="list-style-type: none"> ● Lighting Technology: LED ● DLS or NDLS: NDLS ● MLS or NMLS: NMLS 	<p>Certification Standards</p> <ul style="list-style-type: none"> ● EN55015 ● EN61547 ● EN60598-1 ● EN60598-2-20 ● EN62493 ● EN62471

Non - ErP Waterproof Type		
	Naked Strip	Silicone Tube
	5 Years Warranty	5 Years Warranty

ErP Waterproof Type		
	Naked Strip	Silicone Tube
	5 Years Warranty	5 Years Warranty

WW-FLS102T88XW480X-24(WCP)(05)-UR-GEL

Parameters for non-ErP

IP Grade	Model NO.	CRI (Ra)	Rf	Rg	Typical Power (W/M)	Max. Power (W/M)	Color	Color Temp.(K) Wavelength(nm)	3SDCM LED Color Temp.(K) Wavelength(nm)**	Typ. Luminous Flux LM/M(39.37in)	Rated voltage
E 20	WW-FLS102T88WW480B-24(WCP)(05)-UR-GEL	90	90	100	7.5	8.25	Warm White	2700K	/	710	DC 24V
	Warm White						3000K	/	750		
	Natural White						4000K	/	810		
	Standard White						6000K	/	820		
F 65	WW-FLS102T88WW480F-24(WCP)(05)-UR-GEL	90	90	100	7.5	8.25	Warm White	2700K	/	690	DC 24V
	Warm White						3000K	/	730		
	Natural White						4000K	/	780		
	Standard White						6000K	/	790		

Remarks:

- The typ. Luminous flux tolerance range is ±10%(subject to the manufacturer’s instrument test).

Test condition of above technical data:

- Surrounding temperature: 26 °C.
- Test while turned on.

WW-FLS102T88XW480X-24(WCP)(05)-UR-EP-GEL

Parameters for ErP

IP Grade	Model NO.	CRI (Ra)	Rf	Rg	Typical Power (W/M)	Max. Power (W/M)	Color	Color Temp.(K) Wavelength(nm)	Typ. Luminous Flux LM/M(39.37in)	Efficiency (Lm/W)	Energy Efficiency class	Rated voltage
E 20	WW-FLS102T88WW480B-24(WCP)(05)-UR-EP-GEL	90	90	100	8.2	9.02	Warm White	2700K	720	87.8	F	DC 24V
	Warm White						3000K	760	92.7	F		
	Natural White						4000K	820	100	F		
	Standard White						6000K	840	102.4	F		
F 65	WW-FLS102T88WW480F-24(WCP)(05)-UR-EP-GEL	90	90	100	8.2	9.02	Warm White	2700K	700	85.4	F	DC 24V
	Warm White						3000K	740	90.2	F		
	Natural White						4000K	790	96.3	F		
	Standard White						6000K	800	97.6	F		

Remarks:

Test condition of above technical data:

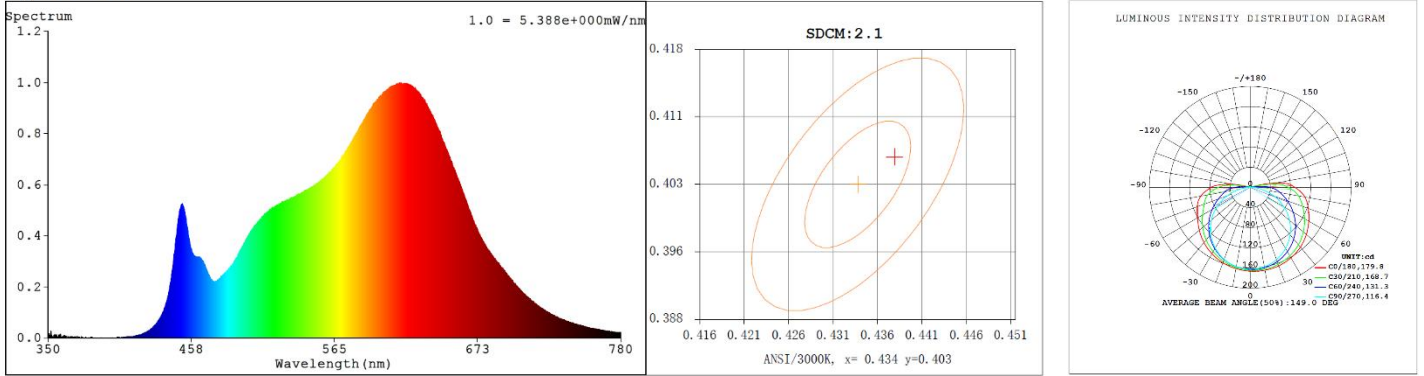
- Surrounding temperature: 26 °C.
- Test after 10 mins turned on.

Note:

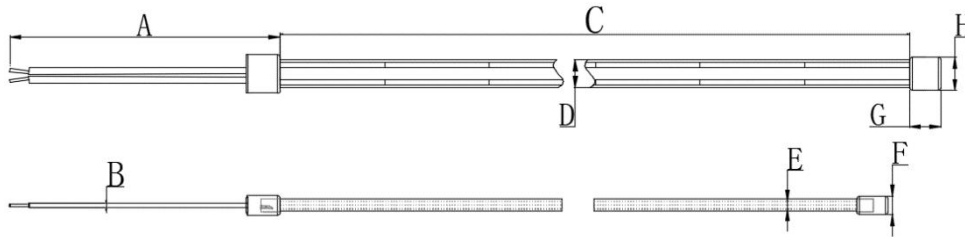
- According to the new ErP 2019/2020 regulation for each 0.5m or nearest 0.5m strip, the following requirements must be met:
- Measured power ≤ P_{on}+5%;
- Measured lumen ≥ Useful luminous flux -10%;
- Measured CRI ≥ Declared CRI-2
- The above technical data, including typical power are based on the test of 0.5m.

Optical Test Diagram

Spectrum



Dimension Drawing




IP Grade	A. Power cable length	B. Power cable diameter	C. Strip length	D. Strip width	E. Strip thickness	F. End cap thickness	G. End cap length	H. End cap width	/
E20	300±10mm	Φ1.8±0.2mm	5000±50mm	5±0.5mm	2.9±0.5mm	/	/	/	/
	11.81±0.39in	0.07±0.008in	196.8±1.97in	0.197±0.02in	0.11±0.02in	/	/	/	/
E65	300±10mm	Φ1.8±0.2mm	5020±50mm	7±0.5mm	4.2±0.5mm	6.2±0.5mm	10±0.5mm	9.0±0.5mm	/
	11.81±0.39in	0.07±0.008in	197.6±1.97in	0.276±0.02in	0.165±0.02in	0.244±0.02in	0.39±0.02in	0.354±0.02in	/



Remarks :

- If you need further information, please contact our sales account manager..

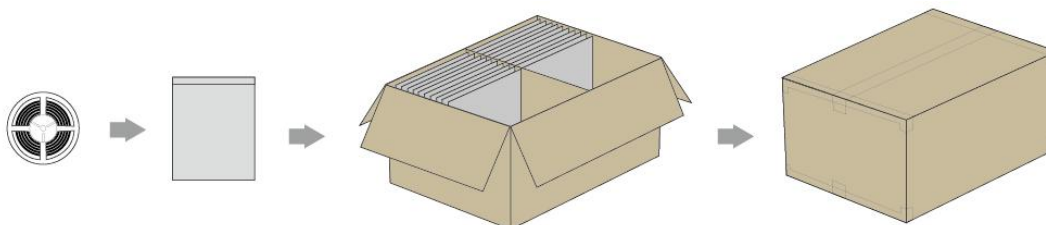
Circuit Diagram



Standard Accessories

IP Level	Category	Description	Picture	Part No.	Application
B 20	/	/	/	/	/
	/	/	/	/	/
F 65	Connection Accessories	Front cap+End cap+Cable		WW-FLS102F-CW (5mm)	5mm Type F
	Installation Accessories	Installation Buckle+Screws		WW-FLS102JJA-MC	Water proof strip

Packaging Diagram













Packaging Information

















IP Grade	Bag size	Inner carton		Outer carton		N.W	G.W	Outer carton volume
		Size	Reel/ctn	Size	Reel/ctn			
B 20	220*250*0.14mm	/	/	440*400 *260mm	72	4.76KG ±10%	7.76KG ±10%	0.05 m3
	8.66*9.84*0.0056 in	/	/	17.32*15.75 *10.24	72	10.49Lbs ±10%	17.11Lbs ±10%	1.62 ft3
F 65	250*270*0.14mm	/	/	440*400 *260mm	50	7.25KG ±10%	11.0KG ±10%	0.05 m3
	9.84*10.63*0.0056	/	/	17.32*15.75 *10.24	50	15.98Lbs ±10%	24.25Lbs ±10%	1.62 ft3


Remarks :


- Please contact our sales account manager for customized package (color box, blister etc.)


 **Cautions**

IP20	IP54	IP65	IP67	IP68
				
Do not press the surface of LED	Pay attention to high temperature environment	Do not use in strong water waves environment	Resist strong water waves impact	Can apply to underwater do not deeper than 1m
				
Pay attention to damp-proof and dustproof	Do not apply to rainy environment	Can be applied to rainy environment	Do not apply to underwater environment for a long time	No direct sunlight

							
Do not tie a knot	Do not winding	Do not twist	Do not cut when it is working	Recommended the continuous working time do not exceed 12 hours daily	-20°C~+45°C (-4°F~+113°F)	0°C~+60°C (32°F~+140°F)	Operated by professionals
							
Pay attention to the application environment	IP Level will change after cutting	Do not pull and crash	Connected to power supply every 5 meters	Power supply must be connected to ground(GND)	The minimum bending diameter > 60mm	Power supply retain > 20%	Note the positive and negative poles

 For cutting LED strip operation, it is necessary to use the standard accessories provided by Dilux (e.g. DC wire, end-cap, front-cap, adhesive, etc.), and according to the correct cutting and connecting method for the installation.

 For avoiding LED get vulcanized, LED strip should be installed in the environment where does not has oil and corrosive substances. Such as these substances which contain Sulphur, Bromine, Iodine and Chlorine. Some other chemical elements which will cause Aromatic hydrocarbons releasing(such as: methylbenzene, xylene, methyl acetoacetate Ethyl acetate etc.).The environment in which includes strong acid and strong base.

 During the warranty period, only defective products are acceptable to be replaced by the factory. Factory is not responsible for other expenses because of replacement, such as transportation fee, installation fee, etc..

**** If you do not follow the above "Cautions" to operate and result in damaging the product, the factory will not accept maintenance and return.**
****The right of final interpretation is owned by Dilux.**