V1.0

Product Specification

Flexible LED Strip

COB Series

10mm FPC COB 768LEDs/M IP20 Flexible LED Strip

WW-FLS103T88FC768B-24(WCP)-LD

HK Office :
Unit 1901, 19th Floor, NanYang Plaza, No. 57 Hung To Road
Kwun Tong, Kowloon, Hong Kong

Tel : (852) 3152 3059 (10 lines)
Fax : (852) 3152 3039

China Factory :
Zhiyang Science and Technology Park, 10 Zhiyang Road, Zhangge,
Fucheng Street, Longhua District, Shenzhen, Guangdong, China

Tel : (86) 755 8601 9190
Fax : (86) 755 8601 9197

Product Features

- High quality FPC, authentic 3M tape;
- Warranty: 3 Years;
- Min. Bending Diameter：Φ60mm;
- Meet (EU) 2019/2020 ErP regulations
- Min.Bending Diameter:Φ60mm
- Max.length(M):5M



Technology info

- Lighting Technology: LED

Certification Standards

EN55015:2013+A1

EN61547:2009

EN60598-1:2015

EN60598-2-20:2015

EN62493:2015

EN62471:2008

Non - ErP Waterproof Type	B 20
	FCOB Strip
	3 Years Warranty

WW-FLS103T88FC768B-24(WCP)-LD

Parameters for non-erp

IP Grade	Model NO.	CRI (Ra)	Rf	Rg	Typical Power (W/M)	Max. Power (W/M)	Color	LED Color Temp.(K) Wavelength(nm)	3SDCM LED Color Temp.(K) Wavelength(nm)**	Typ. Luminous Flux LM/M(39.37in)	Rated voltage
B 20	WW-FLS103T88FC768B-24(WCP)-LD	/	/	/	6.68	8.02	R	620~630nm	/	168	DC 24V
					2.56	3.07	G	530~540nm	/	316	
					4.16	5.00	B	455~465nm	/	78	
					14.00	16.80	RGB	/	/	562	

Remarks：

●*The above color temperature is the color temperature of LED source.

●The typ.Luminous flux tolerance range is ±10％(subject to the manufacturer's instrument test).

Test condition of above technical data:

- Surrounding temperature: 26 ℃.
- Test while turned on.

Optical Test Diagram

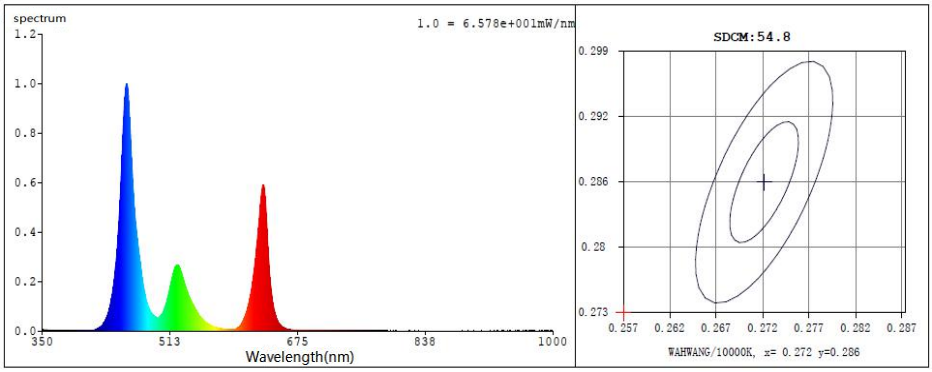

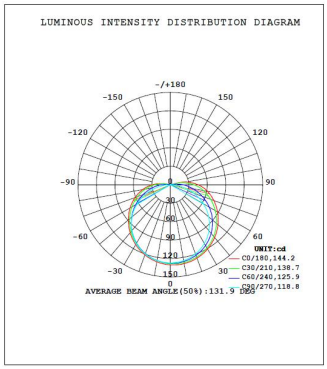

Dimension Drawing

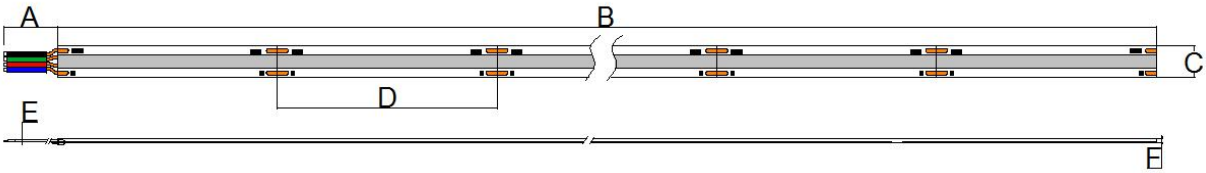

IP Grade	A. Power cable length	B. Strip length	C. Strip width	D. Unit Length	E. Power cable diameter	F.Strip thickness	G. End cap length	H. End cap width	I. End cap thickness
B 20	150±10mm	5000±50mm	10±0.5mm	31.22±1mm	φ1.8±0.2mm	1.9±0.5mm	/	/	/
	5.91±0.39in	196.85±1.97in	0.39±0.02in	1.23±0.04in	φ0.07±0.008in	0.075±0.020in	/	/	/

Remarks :

- If you need further information, please contact our sales account manager..

Circuit Diagram

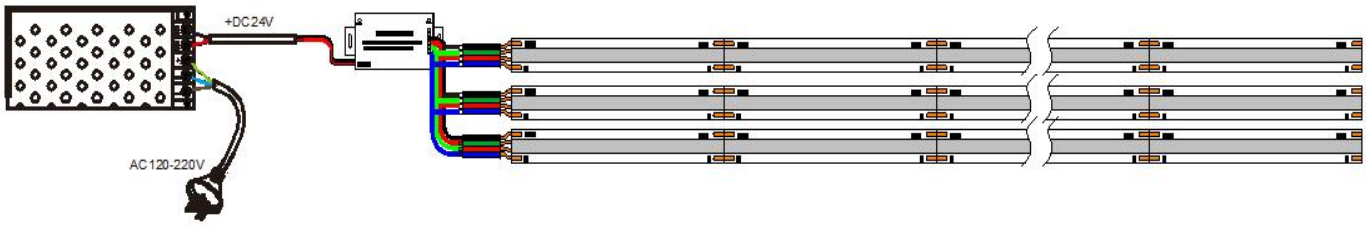

Optional Accessories

IP Grade	Category	Description	Picture	Part No.	Density
B 20	/	/	/	/	/
	/	/	/	/	/
	/	/	/	/	/

Packaging Diagram

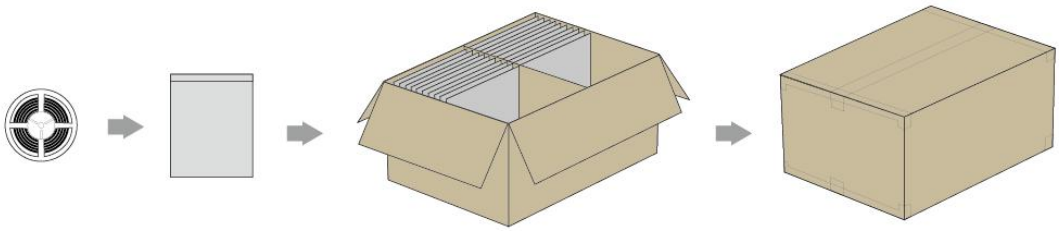

Packaging Information

IP Grade	Bag size	Inner carton		Outer carton		N.W	G.W	Outer carton volume
		Size	Reel/ctn	Size	Reel/ctn			
B 20	190*210*0.14mm	/		500*230*220mm	60	6.78KG ±10%	7.38 KG ±10%	0.04576 m^3
	7.48*8.28*0.0055 in	/		19.69*9.06 *8.66in	60	14.95 Lbs ±10%	16.27Lbs ±10%	0.897ft^3

Remarks :

- Please contact our sales account manager for customized package (color box, blister etc.)



In the process of product installation and use, it is forbidden to knot



In the process of product installation and use, it is forbidden to wind

In the process of product installation and use, it is forbidden to twist



In the process of product installation and use, it is forbidden to cut

1. In the process of product installation and use, it is forbidden to reinstall and use.

2. It is forbidden to put the product back into the reel after removed from it.

Cautions

IP20	IP54	IP65	IP67	IP68
Do not press the surface of LED	Pay attention to high temperature environment	Do not use in strong water waves environment	Resist strong water waves impact	<1M Can apply to underwater do not deeper than 1m
Pay attention to damp -proof and dustproof	Do not apply to rainy environment	Can be applied to rainy environment	Do not apply to underwater environment for a long time	No direct sunlight

Do not tie a knot

Do not winding

Do not twist

Do not cut when it is working

12h
Recommended the continuous working time do not exceed 12 hours daily

Operating temperature
-20℃~+45℃ (-4℉~+113℉)

Storage temperature
0℃~+60℃ (32℉~+140℉)

Operated by professionals

Pay attention to the application environment

IP Level will change after cutting

Do not pull and crash

5M
Connected to power supply every 5 meters

GND
Power supply must be connected to ground(GND)

> 60mm
The minumum bending diameter > 60mm

Power supply retain > 20%

Note the positive and negative poles

Dilux

For cutting LED strip operation, it is necessary to use the standard accessories provided by Dilux (e.g. DC wire, end-cap, front-cap, adhesive, etc.), and according to the correct cutting and connecting method for the installation.

For avoiding LED get vulcanized, LED strip should be installed in the environment where does not has oil and corrosive substances. Such as these substances which contain Sulphur、Bromine、Iodine and Chlorine. Some other chemical elements which will cause Aromatic hydrocarbons releasing(such as: methylbenzene、xylene、methyl acetoacetate Ethyl acetate etc.).The environment in which includes strong acid and strong base.

During the warranty period, only defective products are acceptable to be replaced by the factory. Factory is not responsible for other expenses because of replacement, such as transportation fee, installation fee, etc..

**** If you do not follow the above "Cautions" to operate and result in damaging the product, the factory will not accept maintenance and return.**
****The right of final interpretation is owned by Dilux.**

*Copyright@2021 Dilux Lighting Ltd. All Rights Reserved.